

Curves defined by Parametric equations

When the path of a particle moving in the plane is not the graph of a function, we cannot describe it using a formula that express y directly in terms of x , or x directly in terms of y . Instead, we need to use a third variable t , called a **parameter** and write:

$$x = f(t) \quad y = g(t)$$

- ▶ The set of points $(x, y) = (f(t), g(t))$ described by these equations when t varies in an interval I form a curve, called a **parametric curve**, and $x = f(t), y = g(t)$ are called the **parametric equations** of the curve. Often, t represents time and therefore we can think of $(x, y) = (f(t), g(t))$ as the position of a particle at time t .
- ▶ If I is a closed interval, $a \leq t \leq b$, the point $(f(a), g(a))$ is the **initial point** and the point $(f(b), g(b))$ is the **terminal point**.

Example 1

Example 1 Draw and identify the parametric curve given by the parametric equations:

$$x = \cos t \quad y = \sin t \quad 0 \leq t \leq 2\pi$$

t	x	y
0		
$\frac{\pi}{4}$		
$\frac{\pi}{2}$		
$\frac{3\pi}{4}$		
π		
$\frac{3\pi}{2}$		
2π		

- ▶ First we look at points on the curve for particular values of t (in table).

Example 1

Example 1 Draw and identify the parametric curve given by the parametric equations:

$$x = \cos t \quad y = \sin t \quad 0 \leq t \leq 2\pi$$

t	x	y
0	1	0
$\frac{\pi}{4}$		
$\frac{\pi}{2}$		
$\frac{3\pi}{4}$		
π		
$\frac{3\pi}{2}$		
2π		

- First we look at points on the curve for particular values of t (in table).

Example 1

Example 1 Draw and identify the parametric curve given by the parametric equations:

$$x = \cos t \quad y = \sin t \quad 0 \leq t \leq 2\pi$$

t	x	y
0	1	0
$\frac{\pi}{4}$	$\frac{1}{\sqrt{2}}$	$\frac{1}{\sqrt{2}}$
$\frac{\pi}{2}$		
$\frac{3\pi}{4}$		
π		
$\frac{3\pi}{2}$		
2π		

- First we look at points on the curve for particular values of t (in table).

Example 1

Example 1 Draw and identify the parametric curve given by the parametric equations:

$$x = \cos t \quad y = \sin t \quad 0 \leq t \leq 2\pi$$

t	x	y
0	1	0
$\frac{\pi}{4}$	$\frac{1}{\sqrt{2}}$	$\frac{1}{\sqrt{2}}$
$\frac{\pi}{2}$	0	1
$\frac{3\pi}{4}$		
π		
$\frac{3\pi}{2}$		
2π		

- First we look at points on the curve for particular values of t (in table).

Example 1

Example 1 Draw and identify the parametric curve given by the parametric equations:

$$x = \cos t \quad y = \sin t \quad 0 \leq t \leq 2\pi$$

t	x	y
0	1	0
$\frac{\pi}{4}$	$\frac{1}{\sqrt{2}}$	$\frac{1}{\sqrt{2}}$
$\frac{\pi}{2}$	0	1
$\frac{3\pi}{4}$	$-\frac{1}{\sqrt{2}}$	$\frac{1}{\sqrt{2}}$
π		
$\frac{3\pi}{2}$		
2π		

- First we look at points on the curve for particular values of t (in table).

Example 1

Example 1 Draw and identify the parametric curve given by the parametric equations:

$$x = \cos t \quad y = \sin t \quad 0 \leq t \leq 2\pi$$

t	x	y
0	1	0
$\frac{\pi}{4}$	$\frac{1}{\sqrt{2}}$	$\frac{1}{\sqrt{2}}$
$\frac{\pi}{2}$	0	1
$\frac{3\pi}{4}$	$-\frac{1}{\sqrt{2}}$	$\frac{1}{\sqrt{2}}$
π	-1	0
$\frac{3\pi}{2}$	0	-1
2π	1	0

- First we look at points on the curve for particular values of t (in table).

Example 1

Example 1 Draw and identify the parametric curve given by the parametric equations:

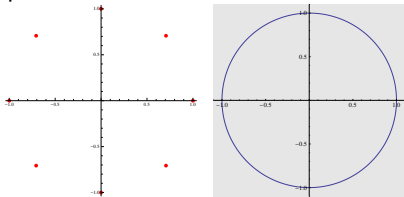
$$x = \cos t \quad y = \sin t \quad 0 \leq t \leq 2\pi$$

t	x	y
0	1	0
$\frac{\pi}{4}$	$\frac{1}{\sqrt{2}}$	$\frac{1}{\sqrt{2}}$
$\frac{\pi}{2}$	0	1
$\frac{3\pi}{4}$	$-\frac{1}{\sqrt{2}}$	$\frac{1}{\sqrt{2}}$
π	-1	0
$\frac{3\pi}{2}$	0	-1
2π	1	0

- ▶ First we look at points on the curve for particular values of t

(in table).

- ▶ Plotting these points, we get points on a circle.



- ▶ Filling in the details, we see that if as t increases from 0 to 2π , the points trace out a circle of radius 1 in an anti-clockwise direction, with I.P. $(1, 0)$ and T.P. $(1, 0)$.

Example 2

As t increases, we travel along the curve in a particular direction giving the curve an **orientation** which is often indicated by arrows. The curve however may pass through a section of the curve repeatedly and may do so in different directions for different values of t .

Example 2 Describe the parametric curve represented by the parametric equations: $x = \sin 2t$ $y = \cos 2t$ $0 \leq t \leq 2\pi$

t	x	y
0		
$\pi/4$		
$\pi/2$		
$3\pi/4$		
π		
$3\pi/2$		
2π		

- ▶ We find some points on the curve (see table)

Example 2

As t increases, we travel along the curve in a particular direction giving the curve an **orientation** which is often indicated by arrows. The curve however may pass through a section of the curve repeatedly and may do so in different directions for different values of t .

Example 2 Describe the parametric curve represented by the parametric equations: $x = \sin 2t$ $y = \cos 2t$ $0 \leq t \leq 2\pi$

t	x	y
0	0	1
$\pi/4$	1	0
$\pi/2$		
$3\pi/4$		
π		
$3\pi/2$		
2π		

- ▶ We find some points on the curve (see table)

Example 2

As t increases, we travel along the curve in a particular direction giving the curve an **orientation** which is often indicated by arrows. The curve however may pass through a section of the curve repeatedly and may do so in different directions for different values of t .

Example 2 Describe the parametric curve represented by the parametric equations: $x = \sin 2t$ $y = \cos 2t$ $0 \leq t \leq 2\pi$

t	x	y
0	0	1
$\pi/4$	1	0
$\pi/2$	0	-1
$3\pi/4$	-1	0
π		
$3\pi/2$		
2π		

- ▶ We find some points on the curve (see table)

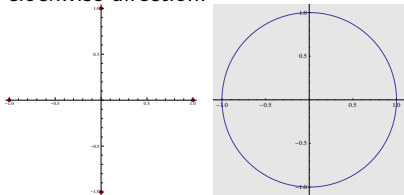
Example 2

As t increases, we travel along the curve in a particular direction giving the curve an **orientation** which is often indicated by arrows. The curve however may pass through a section of the curve repeatedly and may do so in different directions for different values of t .

Example 2 Describe the parametric curve represented by the parametric equations: $x = \sin 2t$ $y = \cos 2t$ $0 \leq t \leq 2\pi$

t	x	y
(I.P.) 0	0	1
$\pi/4$	1	0
$\pi/2$	0	-1
$3\pi/4$	-1	0
π	0	1
$3\pi/2$	0	-1
(T.P.) 2π	0	1

- ▶ We find some points on the curve (see table)
- ▶ We see that the points are on the unit circle, but the curve sweeps around it twice in a clockwise direction.



Example 2

Note The curve in examples 1 and 2 are the same but the parametric curve are not. Because in one case the point $(x, y) = (\cos t, \sin t)$ moves once around the circle in the counterclockwise direction starting from $(1, 0)$. In example 2 instead, the point $(x, y) = (\sin 2t, \cos 2t)$ moves twice around the circle in the clockwise direction starting from $(0, 1)$.

Example 3

Example 3 Sketch the graph of the curve described by the following set of parametric equations.

$$x = t^3 - t, \quad y = t^2, \quad 0 \leq t < \infty$$

t	x	y
0		
0.5		
1		
1.5		
2		

- ▶ We find some points on the curve (see table)

Example 3

Example 3 Sketch the graph of the curve described by the following set of parametric equations.

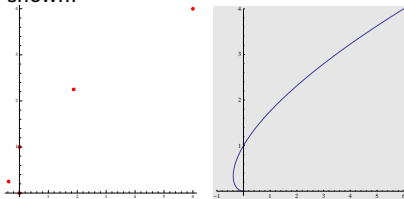
$$x = t^3 - t, \quad y = t^2, \quad 0 \leq t < \infty$$

t	x	y
0	0	0
0.5	-0.375	0.25
1	0	1
1.5	1.875	2.25
2	6	4

► We find some points on the

curve (see table)

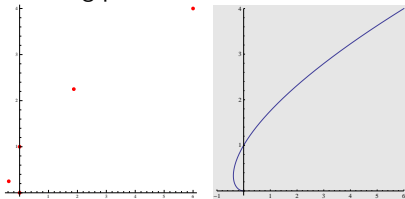
- We plot the points and join them to get a curve similar to the one shown.



Example 3

Example 3 Sketch the graph of the curve described by the following set of parametric equations. $x = t^3 - t$, $y = t^2$, $0 \leq t < \infty$

- ▶ So far, we have the following picture:



What happens after $t = 2$? Can the curve turn around again?

- ▶ I claim that $x(t)$ and $y(t)$ are always increasing for $t \geq 2$ and hence the curve cannot turn around.
- ▶ We have $x'(t) = 3t^2 - 1$, therefore $x'(t) = 0$ when $t = \pm \frac{1}{\sqrt{3}}$. Since $x'(1) = 2 > 0$, we can conclude that $x'(t) > 0$ on the interval $(\frac{1}{\sqrt{3}}, \infty)$ and therefore, the values of x are increasing on that interval.
- ▶ Since $y'(t) = 2t > 0$ for $t > 2$, we see that the values of y are increasing when $t > 2$.
- ▶ Therefore there is only one turning point on the curve.

Converting: Parametric to Cartesian

There is no exact method for converting parametric equations for a curve to an equation in x and y only. If we can solve for t in terms of either x or y , we can substitute this for the value of t in one of the equations to get an equation in x and y only.

Example 4 Convert the following parametric equation to an equation relating x and y :

$$x = 2t + 1, \quad y = t - 2, \quad -\infty < t < \infty$$

- ▶ We can solve for t in terms of y . Since $y = t - 2$, we have $t = y + 2$.
- ▶ Substituting this expression for t in the equation for x , we get $x = 2(y + 2) + 1 = 2y + 5$.
- ▶ Therefore all points on the parametric curve are on the line $x = 2y + 5$. Since t takes all values in the interval $(-\infty, \infty)$, y also runs through all values from $-\infty$ to ∞ and the parametric curve describes the entire line.

Example: Parametric to Cartesian

Sometimes, we can see a relationship between the x and y co-ordinates and thus eliminate the t .

Example 5 Convert the following parametric equation to an equation relating x and y :

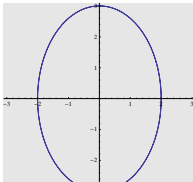
$$x = 2 \cos t \quad y = 3 \sin t$$

and describe the curve traced when $0 \leq t \leq 4\pi$.

- ▶ We know that $\cos^2 t + \sin^2 t = 1$.
- ▶ Therefore

$$\left(\frac{x}{2}\right)^2 + \left(\frac{y}{3}\right)^2 = 1$$

- ▶ The curve traced by this parametric equation is therefore an ellipse. If we check some points we see that the initial point is at $(2,0)$ and the ellipse is traced in an anti-clockwise direction. Because the point on the curve at $t+2\pi$ is the same as the point at t , we see that the curve is traced twice.



Converting: Cartesian to Parametric

Easy cases If a curve is defined by the equation $y = f(x)$, the equations $x = t$ and $y = f(t)$ give parametric equations describing the curve.

If a curve is described by the equation $x = g(y)$, the equations $x = t$ and $x = g(t)$ give parametric equations describing the curve.

Example 6 Give parametric equations describing the graph of the parabola $y = x^2$.

- ▶ We can let $x = t$, then $y = t^2$.
- ▶ We trace out the entire parabola from left to right if we let t run from $-\infty$ to ∞ .

Example: Cartesian to Parametric

Example 7 Find parametric equations on $0 \leq t \leq 2\pi$ for the motion of a particle that starts at $(a, 0)$ and traces the circle $x^2 + y^2 = a^2$ twice counterclockwise.

- ▶ Each point has the form $x(t) = a \cos 2t$, $y(t) = a \sin 2t$, where $2t$ is the size of the angle that a ray from the point to the origin makes with the positive x axis.
- ▶ Since $0 \leq t \leq 2\pi$ implies that $0 \leq 2t \leq 4\pi$, we get that the particle sweeps around the circle twice.

Extra Example: Parametric to Cartesian

Example 5 Convert the following parametric equation to an equation relating x and y :

$$x = \sin t \quad y = \cos^2 t$$

and describe the curve traced when $0 \leq t \leq 2\pi$.

▶ We know that $\cos^2 t + \sin^2 t = 1$.

▶ Therefore

$$x = \sin t \quad y = \cos^2 t = 1 - x^2$$

▶ The curve traced by this parametric equation is therefore on the graph of $y = 1 - x^2$.

▶ I.P. $(0, 1)$, $t = \frac{\pi}{2} \rightarrow (1, 0)$, $t = \pi, \rightarrow (0, 1)$, $t = \frac{3\pi}{2} \rightarrow (-1, 0)$,
 $t = 2\pi \rightarrow (0, 1)$.

▶ We see that the particle oscillates back and forth between $(1, 0)$ and $(-1, 0)$.